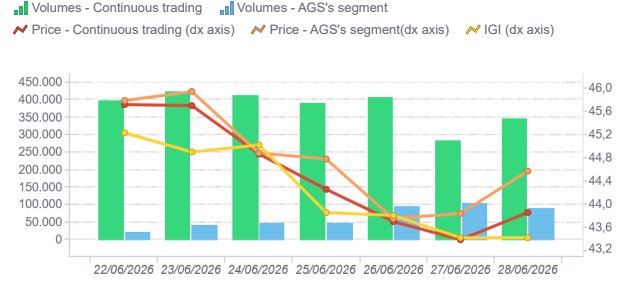


## Day-Ahead Gas Market (MGP-GAS)

	Average price (€/MWh)	Change Price	Minimum price	Maximum price	Total Volumes (MWh)	Volumes change	Daily product	WE Product	WD Product
Continuous trading	44,37	-0,9%	42,50	47,00	2.721.000	-0,5%	2.157.720	503.760	59.520

	Average price (€/MWh)	Change price	Minimum price	Maximum price	Total Volumes (MWh)	Volumes change	Purchases SRG (MWh)	Sales SRG (MWh)
AGS's segment	44,80	0,1%	43,76	45,95	442.464	43,9%	442.464	0

## MGP - Volumes (MWh) and Price (€/MWh)

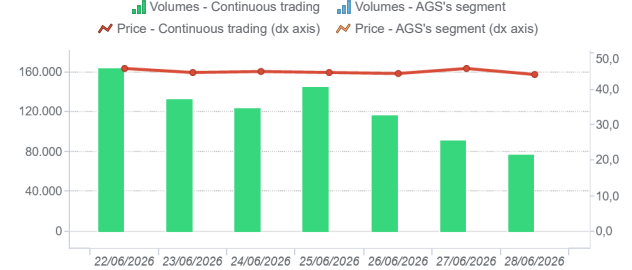


## Intra-Day Gas Market (MI-GAS)

	Average price (€/MWh)	Change Price	Minimum price	Maximum price	Total Volumes (MWh)	Volumes change
Continuous trading	44,95	1,0%	40,10	46,85	849.192	59,0%

	Average price (€/MWh)	Change price	Minimum price	Maximum price	Total Volumes (MWh)	Volumes change	Purchases SRG (MWh)	Sales SRG (MWh)
AGS's segment	-	-	-	-	-	-	-	-

## MI - Volumes (MWh) and Price (€/MWh)



## Market for the trading of gas stored (MGS-GAS)

Price €/MWh (1)	25		26	
	Stogit	44,38	43,24	
Stogit Adriatica				
<b>Total</b>	<b>44,38</b>	<b>43,24</b>		

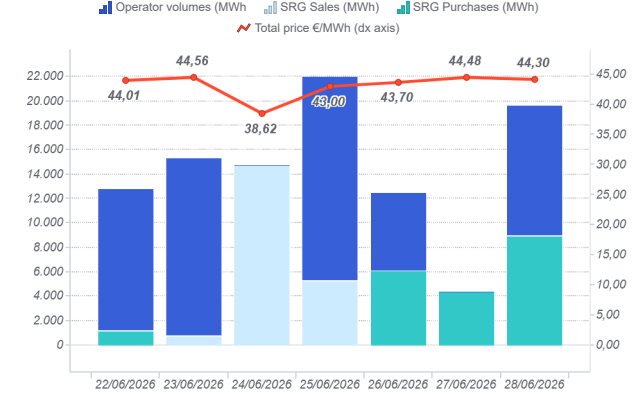
  

Volumes MWh	25		26	
	Stogit	68.421	100.842	
Stogit Adriatica	0	0		
<b>Totale</b>	<b>68.421</b>	<b>100.842</b>		

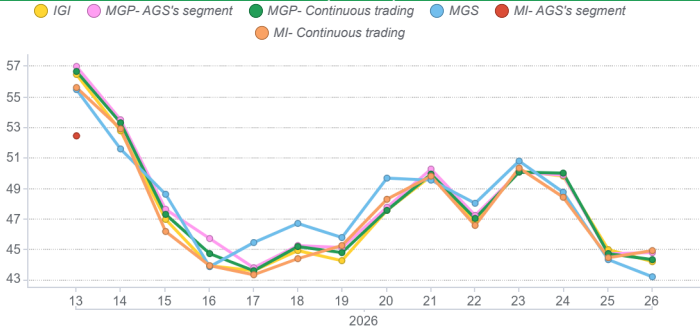
SRG Activity MWh	25		26	
	<b>Purchases</b>	<b>17.445</b>	<b>20.184</b>	
Balancing (2)	17.445	20.184		
Other purchases (3)				
Other	-	-		
<b>Sales</b>	<b>13.456</b>	<b>5.840</b>		
Balancing (2)	13.456	5.840		
Other purchases (3)	0	0		
Other	-	14.600		

## Market for the trading of gas stored (MGS-GAS)

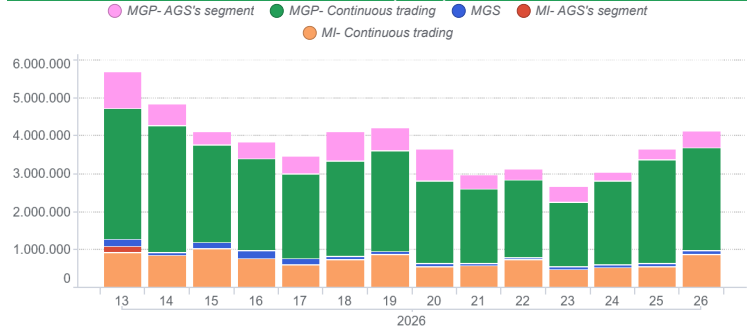


1) The Total price is calculated as a weighted average price for the total volumes exchanged in each storage system.  
 2) To securely manage any expected deviations between overall network injections and withdrawals pursuant to Art. 2.5 of Annex A, AEEGSI's Resolution 312/2016/R/gas  
 3) Need not be met by the Storage Operator (SO) and included in the market.

## Prices (€/MWh)



## Volumes (MWh)



## Forward Gas Market (MT-GAS)

Prodotto	Minimum price (€/MWh)	Maximum price (€/MWh)	Check price*	Check price change (%)	Trades	Volumes (MWh/g)	OTC Registrations	OTC Volumes	Volumes Tot	Change %	Open position (MWh)*	Open position (MWh/g)*
M-2026-07			51,46	0,0%	0,00	0,00	0,00	0,00	0,00	0,0%	0,00	0,00
M-2026-08			41,99	-15,1%	0,00	0,00	0,00	0,00	0,00	0,0%	0,00	0,00
Q-2026-03			48,46	0,0%	0,00	0,00	0,00	0,00	0,00	0,0%	0,00	0,00
Q-2026-04			40,36	-18,2%	0,00	0,00	0,00	0,00	0,00	0,0%	0,00	0,00
Q-2027-01			43,57	-16,6%	0,00	0,00	0,00	0,00	0,00	0,0%	0,00	0,00
Q-2027-02			36,48	-8,8%	0,00	0,00	0,00	0,00	0,00	0,0%	0,00	0,00
WS-2026/2027			42,50	-17,9%	0,00	0,00	0,00	0,00	0,00	0,0%	0,00	0,00
SS-2027			35,80	-3,7%	0,00	0,00	0,00	0,00	0,00	0,0%	0,00	0,00
CY-2027			37,06	-5,3%	0,00	0,00	0,00	0,00	0,00	0,0%	0,00	0,00
BoM-2026-06			50,00	-0,6%	0,00	0,00	0,00	0,00	0,00	0,0%	0,00	0,00
BoM-2026-07			51,68		0,00	0,00	0,00	0,00	0,00	0,0%	0,00	0,00
M-2026-09			43,99	-11,4%	0,00	0,00	0,00	0,00	0,00	0,0%	0,00	0,00
M-2026-10			42,63		0,00	0,00	0,00	0,00	0,00	0,0%	0,00	0,00
Q-2027-03			34,83		0,00	0,00	0,00	0,00	0,00	0,0%	0,00	0,00

\*Referred to the last session of the week